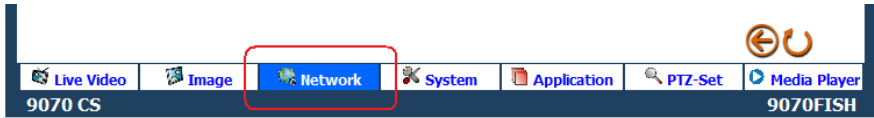


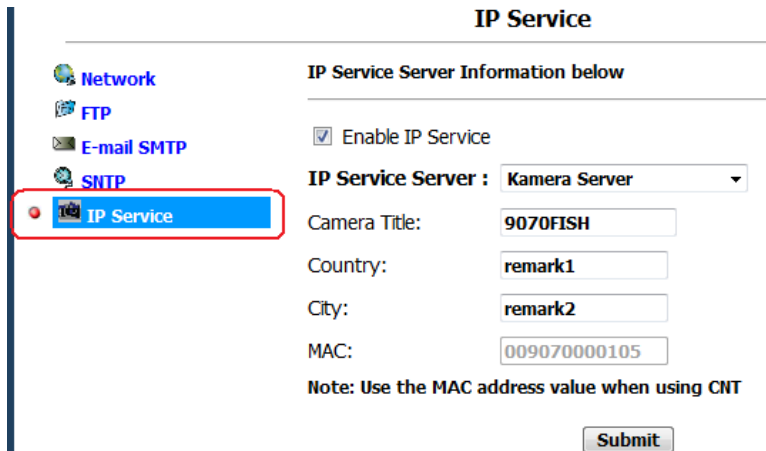
## Restart IP Service Feature procedure for the 9070 series.

Due to current updates to our servers and our internet services, we have made some changes that will require you to restart the IP service feature for it to work properly.

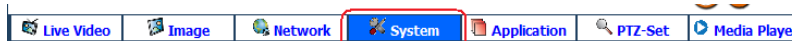
- 1.) Click on the network button located on the bottom of the screen.



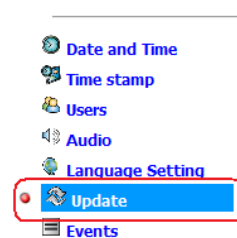
- 2.) Then on the left menu side select the IP service button link



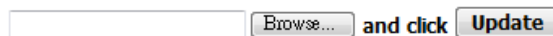
- 3.) If the IP service is enabled, please disable the function first and hit submit.
- 4.) Then click on the IP service link again and Enable the device and hit submit.
- 5.) Once enabled, click on the System button located on the bottom of the screen.



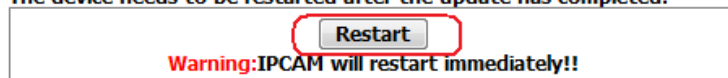
- 6.) Hit the Update button.



- 7.) Then on the bottom of the update screen click on the restart button to reset the device.



**Note:** Do not disconnect the power of the device, during the update.  
The device needs to be restarted after the update has completed.



**Note:** it make take a few minutes for the IP service to register with the server