

IP Power Center

— Execute IP Power Center

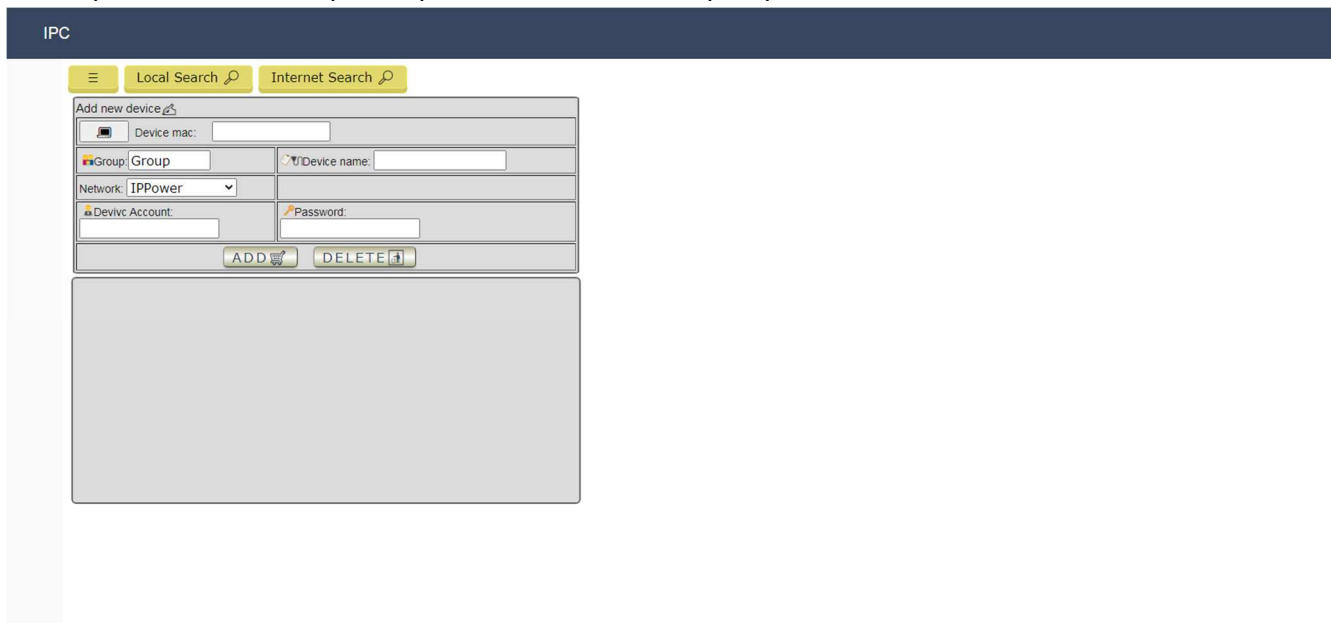
1. download <https://nodejs.org/en/download/>
2. install node-v12.18.0-x64.msi
3. unzip IPPowerCenter_NodeRED.zip
4. File placement c:\
5. ipc.bat left click twice

```
node-red
C:\>ipc
C:\>node IPC\red.js -s IPC\settings.js
10 Aug 14:39:17 - [info]

Welcome to Node-RED
=====

10 Aug 14:39:17 - [info] Node-RED version: v1.1.2
10 Aug 14:39:17 - [info] Node.js version: v12.18.0
10 Aug 14:39:17 - [info] Windows_NT 6.1.7601 x64 LE
10 Aug 14:39:18 - [info] Loading palette nodes
10 Aug 14:39:19 - [info] Dashboard version 2.23.0 started at /ui
10 Aug 14:39:19 - [info] Settings file : C:\IPC\settings.js
10 Aug 14:39:19 - [info] HTTP Static : C:\IPC\static
10 Aug 14:39:19 - [info] Context store : 'default' [module=localfilesystem]
10 Aug 14:39:19 - [info] User directory : IPC
10 Aug 14:39:19 - [info] Server now running at http://127.0.0.1:80/admin/
10 Aug 14:39:19 - [info] Active project : IPPowerCenter
10 Aug 14:39:19 - [info] Flows file : IPC\projects\IPPowerCenter\flow.json
10 Aug 14:39:19 - [info] Starting flows
10 Aug 14:39:19 - [info] Started flows
10 Aug 14:39:19 - [info] [udp in:IP98xx in] udp listener at 0.0.0.0:9999
10 Aug 14:39:19 - [info] [udp in:IP92xx in] udp listener at 0.0.0.0:4000
10 Aug 14:39:19 - [info] [udp in:CNT1 in] udp listener at 0.0.0.0:11183
10 Aug 14:39:19 - [info] [mqtt-broker:customize1] Connected to broker: mqtt://ippower.ddns.net:1883
10 Aug 14:39:19 - [info] [udp out:search out] udp broadcast ready: -> :
10 Aug 14:39:19 - [info] [udp out:CNT1 out] udp ready: 11183 -> :
10 Aug 14:39:19 - [info] [udp out:CNT1 out] udp re-use socket: 11183 -> :
10 Aug 14:39:19 - [info] [mqtt-aviosys-broker:aviosys] Connected to broker: mqtt://myipedit.com:8883
10 Aug 14:39:20 - [info] [mqtt-broker:customize2] Connected to broker: mqtt://broker.emqx.io:1883
```

6. Open browser url input http://localhost or PC http://ip address



二 Operating

1. Local Search

☰ Local Search 🔍 Internet Search 🔍

Add new device 📎

🖨 Device mac:

🏠 Group: 📄 Device name:

Network:

👤 Devic Account: 🔑 Password:

ADD 🛒 DELETE 🗑

Search on 2:42:31 PM total device=7

| | | |
|---|--|---|
| EPC Power 2302 009255669255 192.168.100.30 V5.00 | jasON9258 009258001234 192.168.100.34 V5.15 | IP_POWER 0076600001A8 192.168.100.44 v1.24_630 |
| IP_POWER 007658000003 192.168.100.33 v1.24_630 | IP_POWER 0076230F0000 192.168.100.196 v1.23_622 | IP_POWER 007625000000 192.168.100.53 v1.23_622 |
| IP_POWER 007620000198 192.168.100.37 v1.23_622 | | |

2. Internet Search

☰ Local Search 🔍 Internet Search 🔍

Add new device 📎

🖨 Device mac:

🏠 Group: 📄 Device name:

Network:

👤 Devic Account: 🔑 Password:

ADD 🛒 DELETE 🗑







Search on 2:45:56 PM total device=8

| | | |
|--------------------------------|-----------------------------------|--|
| jasON9258 009258001234 * | IP9258 009258006761 * | Agucate ppo00925801266e 00925801266E |
| IP9258 009258014A90 * | DMCGIP9258 00925801613A * | IP9258 009258017650 * |
| IP9258NEJ 009258017FC6 * | IP9258WIFI_1 009260000BAC * | |

3. Add Device

☰ Local Search 🔍 Internet Search 🔍

Add new device ↗

| | |
|---|---|
|  Device mac: <input type="text" value="007658000003"/> | |
|  Group: <input type="text" value="Group"/> |  Device name: <input type="text" value="IP_POWER"/> |
| Network: <input type="text" value="URL"/> ▼ |  IP: <input type="text" value="192.168.100.33"/> Port: <input type="text" value="80"/> |
|  Device Account: <input type="text" value="admin"/> |  Password: <input type="password" value="....."/> |
| <input type="button" value="ADD 🛒"/> <input type="button" value="DELETE 🗑"/> | |


Search on 2:48:45 PM total device=7

| | | |
|---|---|--|
| jasON9258 009258001234 192.168.100.34 V5.15 | EPC Power 2302 009255669255 192.168.100.30 V5.00 | IP_POWER 007658000003 192.168.100.33 v1.24_630 |
| IP_POWER 0076600001A8 192.168.100.44 v1.24_630 | IP_POWER 0076230F0000 192.168.100.196 v1.23_622 | IP_POWER 007620000198 192.168.100.37 v1.23_622 |
| IP_POWER 007625000000 192.168.100.53 v1.23_622 | | |

☰ Local Search 🔍 Internet Search 🔍

Add new device ↗

| | |
|--|---|
| <input type="text" value=""/> | |
| Group: <input type="text" value="Group"/> | Device name: <input type="text" value=""/> |
| Network: <input type="text" value="IPPower"/> ▼ | <input type="text" value=""/> |
| Device Account: <input type="text" value=""/> | Password: <input type="password" value=""/> |
| <input type="button" value="ADD 🛒"/> <input type="button" value="DELETE 🗑"/> | |

Group  IP_POWER
007658000003

4.Control

4-1.

The screenshot shows a control interface with a top navigation bar containing a menu icon, "Local Search", and "Internet Search". Below this are four power button icons labeled "power1", "power2", "power3", and "power4". A "Add new device" form is visible, with fields for "Device mac" (007658000003), "Group" (Group), "Device name" (IP_POWER), "Network" (URL), "IP" (192.168.100.33), "Port" (80), "Device Account" (admin), and "Password". Action buttons for "ADD", "DELETE", and "UPDATE" are at the bottom of the form. To the right, a horizontal bar displays a "Group" label and a device icon with "IP_POWER" and "007658000003".

4-2.

The screenshot shows a horizontal bar with a "Group" label on the left. A red box highlights a menu icon on the far left. To the right of the "Group" label is a device icon with "EPCPower" and "009255669255".